

0	9	8	7	6	5	4	3	2	1	
<div>skypine</div> <div>MODEL NO: SD-971S</div> <div>DESCRIPTION: Main Board</div> <div>SHEET NUMBER: 1 OF 11</div> <div>SCH REVISION: VER:02</div> <div>PCB REVISION: VER:02</div> <div>CODE NO: D-2931-0001-02-00</div> <div>Designed</div> <div>Checked 1</div> <div>Checked 2</div> <div>Approved</div> <div>DATED: 3/5/2007</div>	<div>SD-971S/SD-9510-S</div> <div>MAIN BOARD DESIGN</div> <div>Ver:02</div>									A
										B
										C
										D
										E
										F
										G

MODEL NO:  
SD-971S

DESCRIPTION:  
Main Board

SHEET NUMBER:  
2 OF 11

SCH REVISION:  
VER:02

PCB REVISION:  
VER:02

CODE NO:  
D-2931-0001-02-00

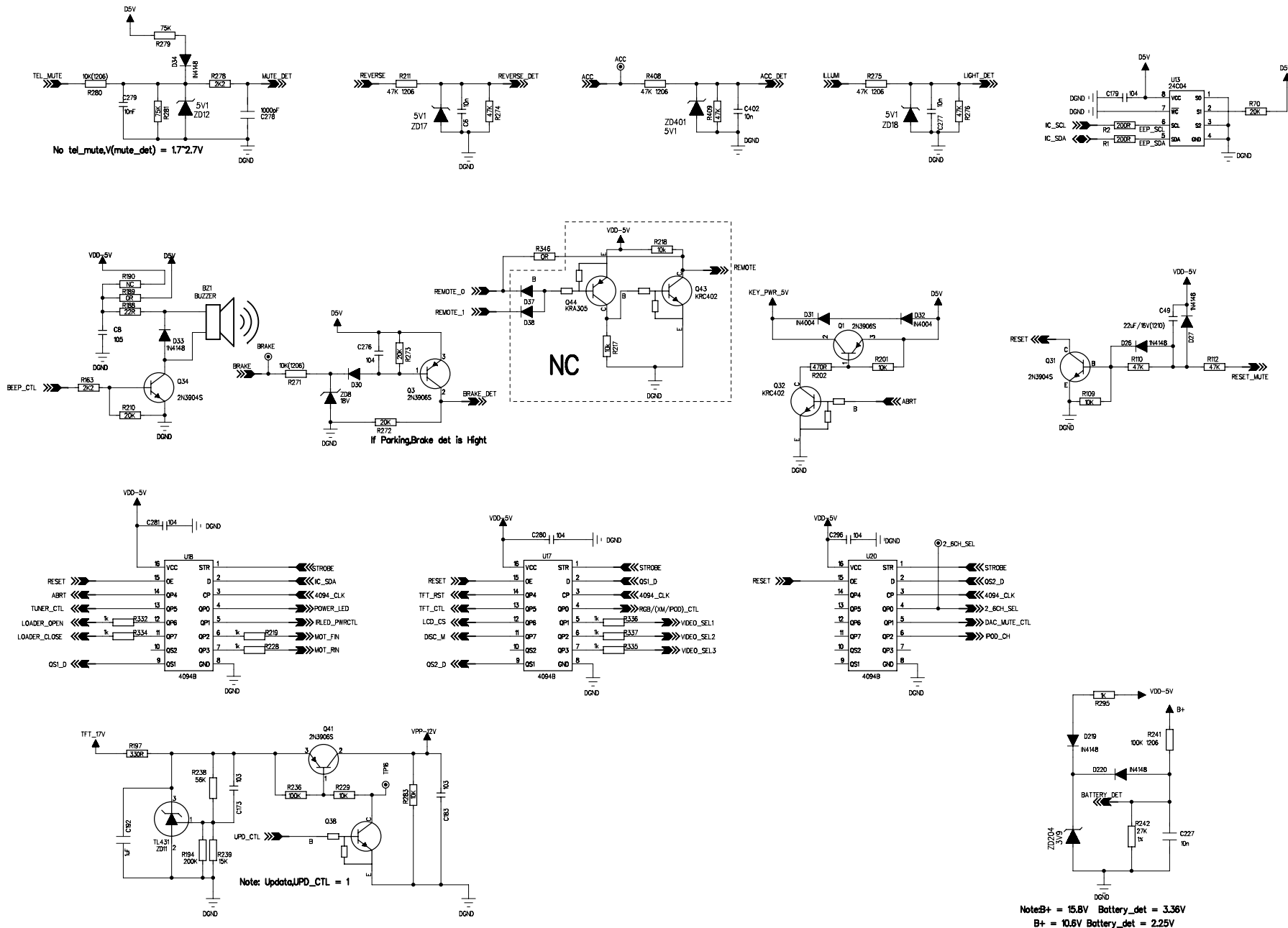
Designed

Checked 1

Checked 2

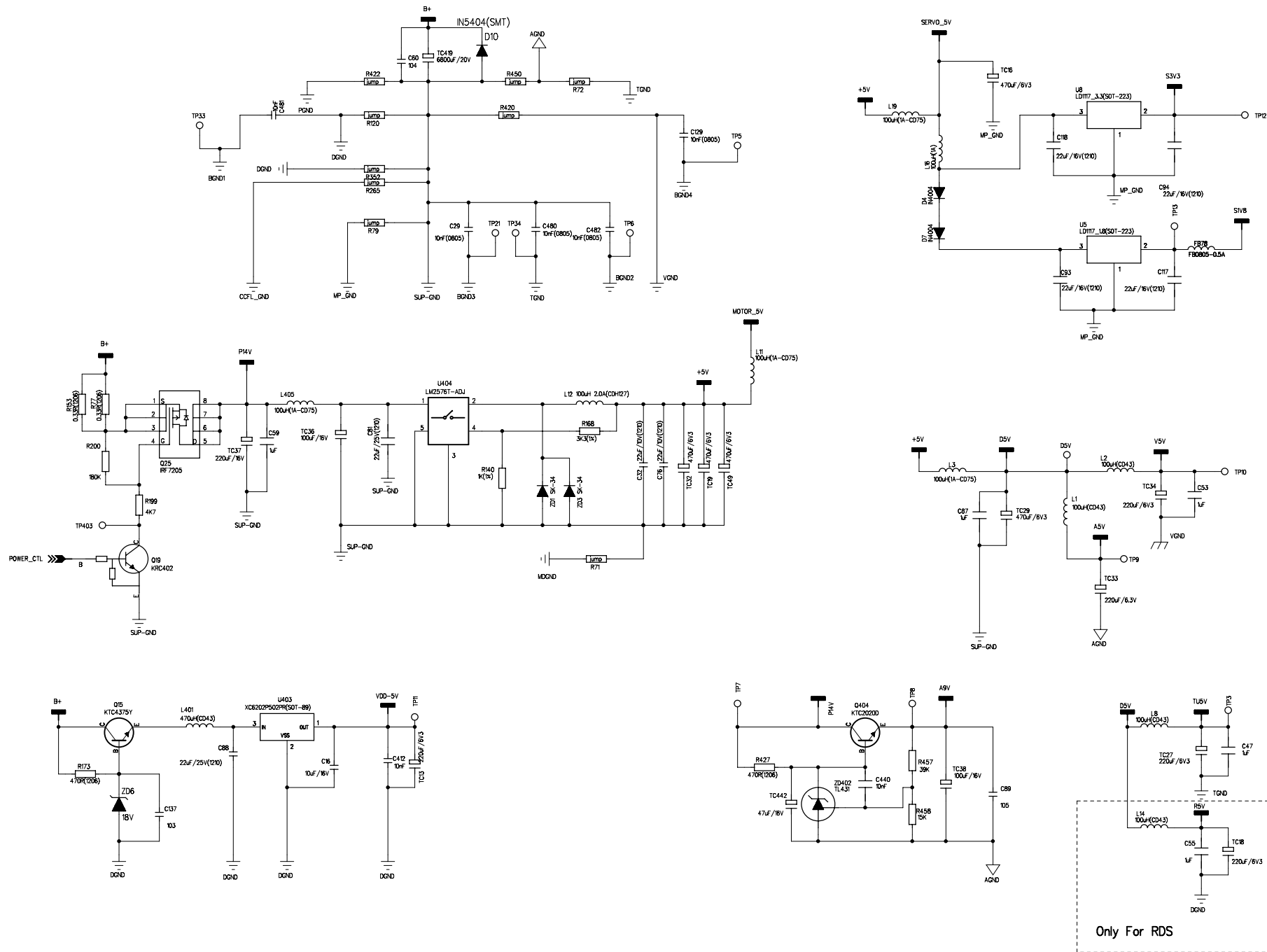
Approved

DATED: 3/5/2007



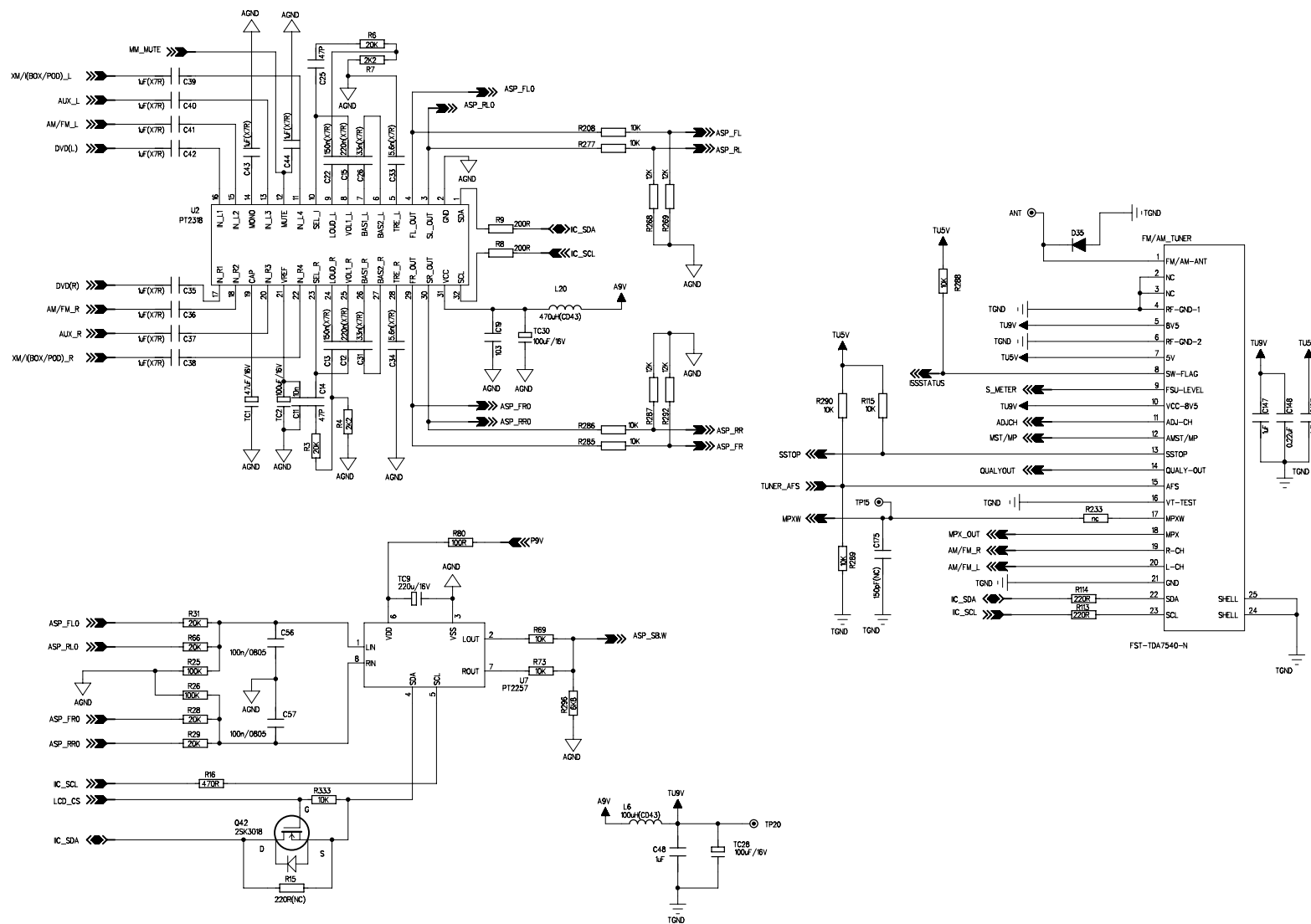
0	9	8	7	6	5	4	3	2	1
<div> <div>SKAPINE</div> <div>MODEL NO: SD-971S</div> <div>DESCRIPTION: Main Board</div> <div>SHEET NUMBER: 3 OF 11</div> <div>SCH REVISION: VER:02</div> <div>PCB REVISION: VER:02</div> <div>CODE NO: D-2931-0001-02-00</div> <div>Designed</div> <div>Checked 1</div> <div>Checked 2</div> <div>Approved</div> <div>DATED: 3/5/2007</div> </div>									

DATED: 3/5/2007



	0	9	8	7	6	5	4	3	2	1	A	
												B
												C
												D
												E
												F
												G

DATED: 3/5/2007





MODEL NO:  
SD-971S

DESCRIPTION:  
Main Board

SHEET NUMBER:  
6 OF 11

SCH REVISION:  
VER:02

PCB REVISION:  
VER:02

CODE NO:  
D-2931-0001-02-00

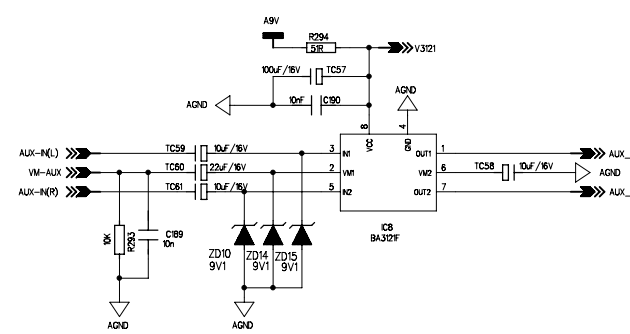
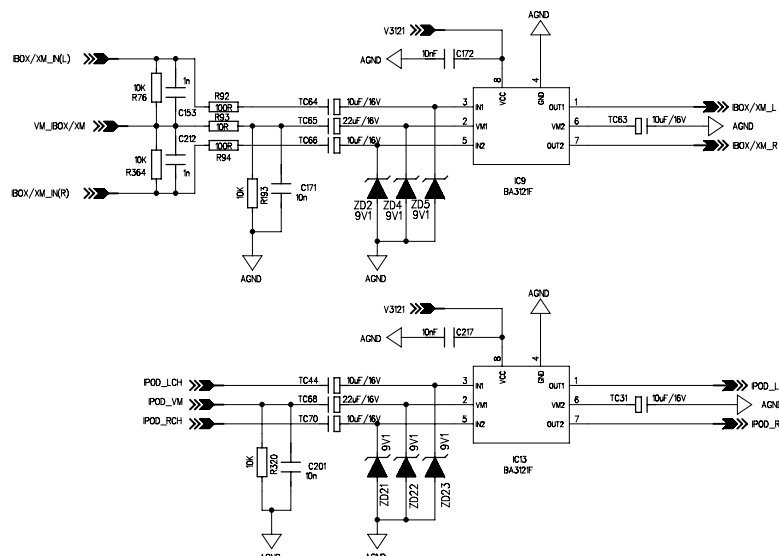
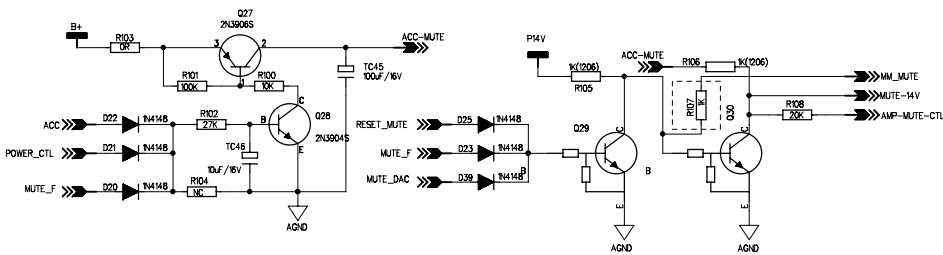
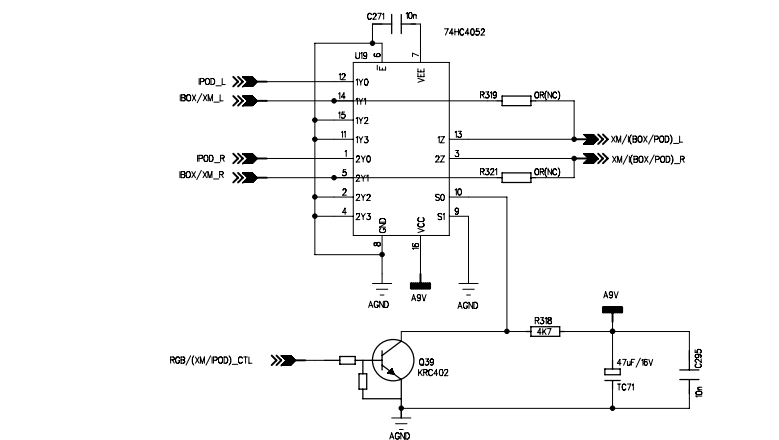
Designed

Checked 1

Checked 2

Approved

DATED: 3/5/2007



SKYLINE

MODEL NO:  
SD-971S

DESCRIPTION:  
Main Board

SHEET NUMBER:  
7 OF 11

SCH REVISION:  
VER:02

PCB REVISION:  
VER:02

CODE NO:  
D-2931-0001-02-00

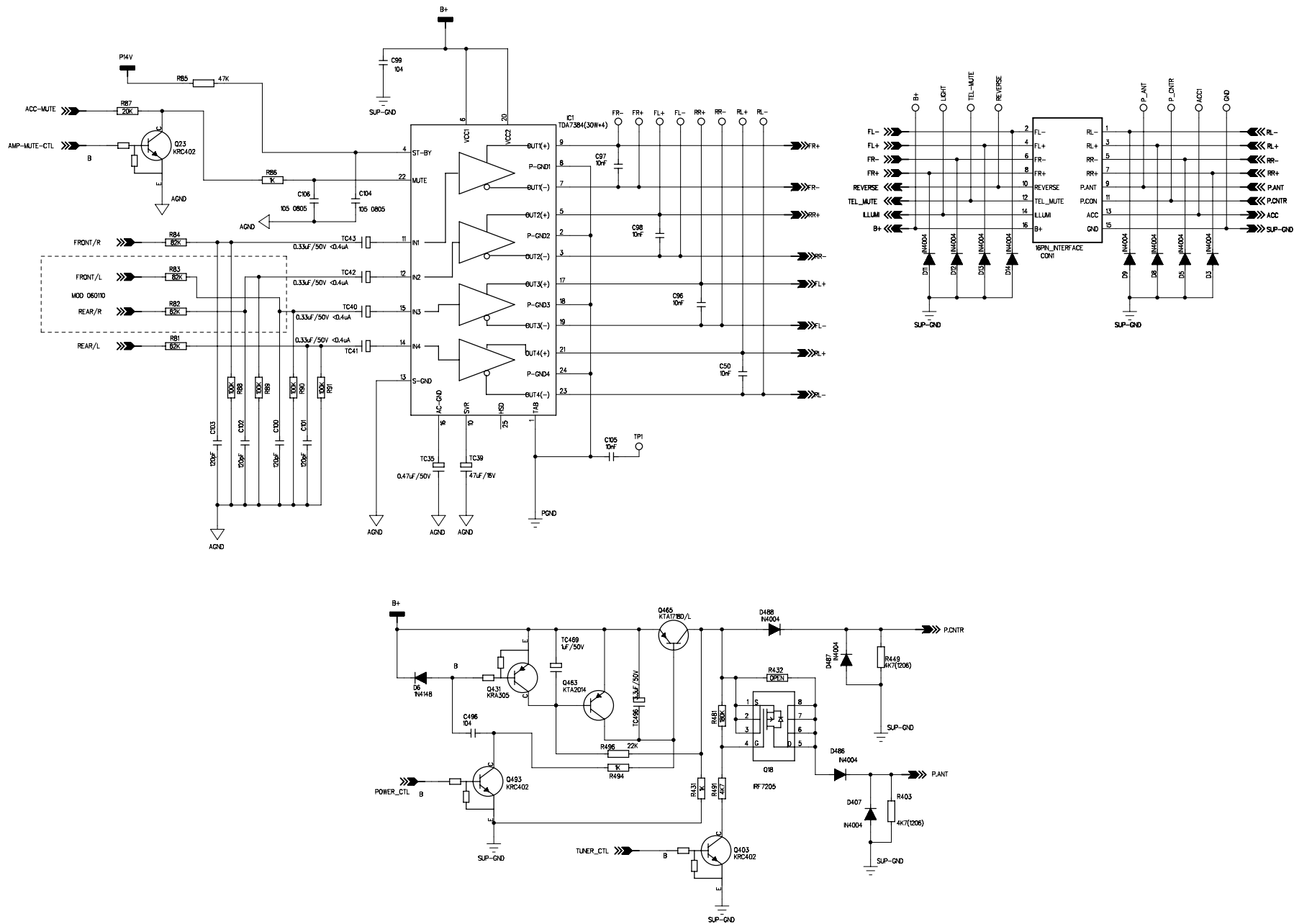
Designed

Checked 1

Checked 2

Approved

DATED: 3/5/2007



	0	9	8	7	6	5	4	3	2	1	A	
<div style="writing-mode: vertical-rl; transform: rotate(180deg); font-weight: bold; font-size: 2em;">SKarpine</div>	MODEL NO:											B
	SD-971S											C
	DESCRIPTION:											D
	Main Board											E
	SHEET NUMBER:											F
8 OF 11											G	
SCH REVISION:												
VER:02												
PCB REVISION:												
VER:02												
CODE NO:												
D-2931-0001-02-00												
Designed												
Checked 1												
Checked 2												
Approved												
DATED:	3/5/2007											

DESCRIPTION:  
Main Board

SHEET NUMBER:  
8 OF 11

SCH REVISION:  
VER:02

PCB REVISION:  
VER:02

CODE NO:  
D-2931-0001-02-00

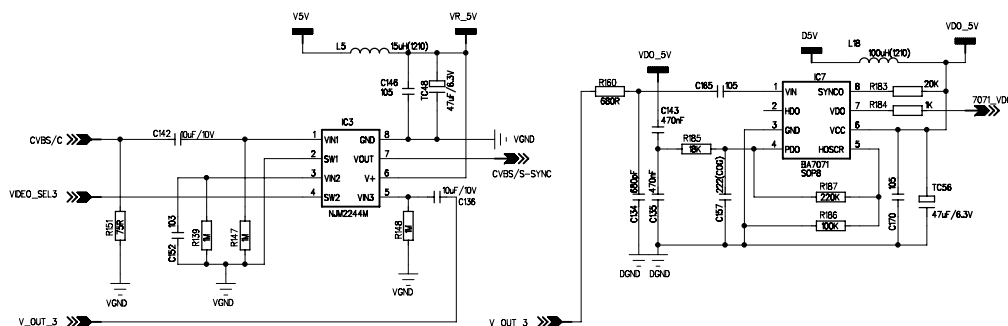
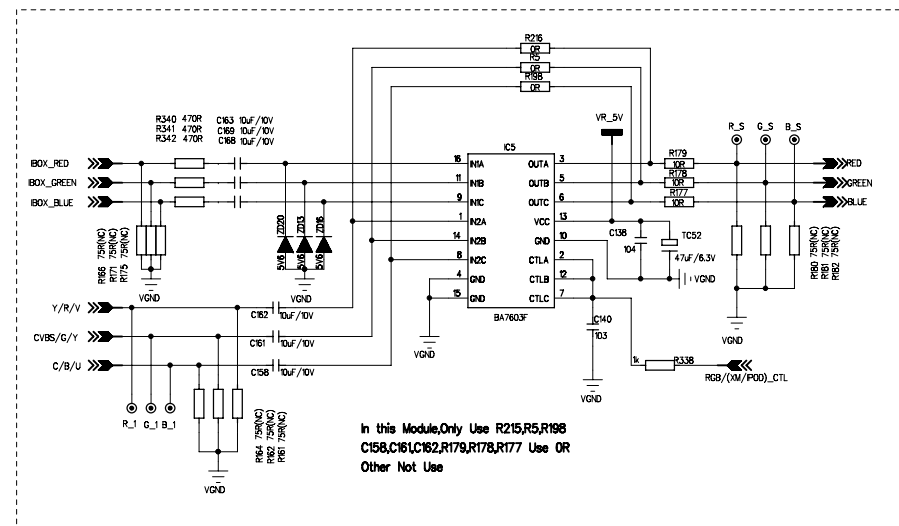
Designed

Checked 1

Checked 2

Approved

DATED: 3/5/2007





# SKYPIKE

**MODEL NO:**  
SD-971S

**DESCRIPTION:**  
Main Board

**SHEET NUMBER:**  
9 OF 11

**SCH REVISION:**  
VER:02

**PCB REVISION:**  
VER:02

**CODE NO:**  
D-2931-0001-02-00

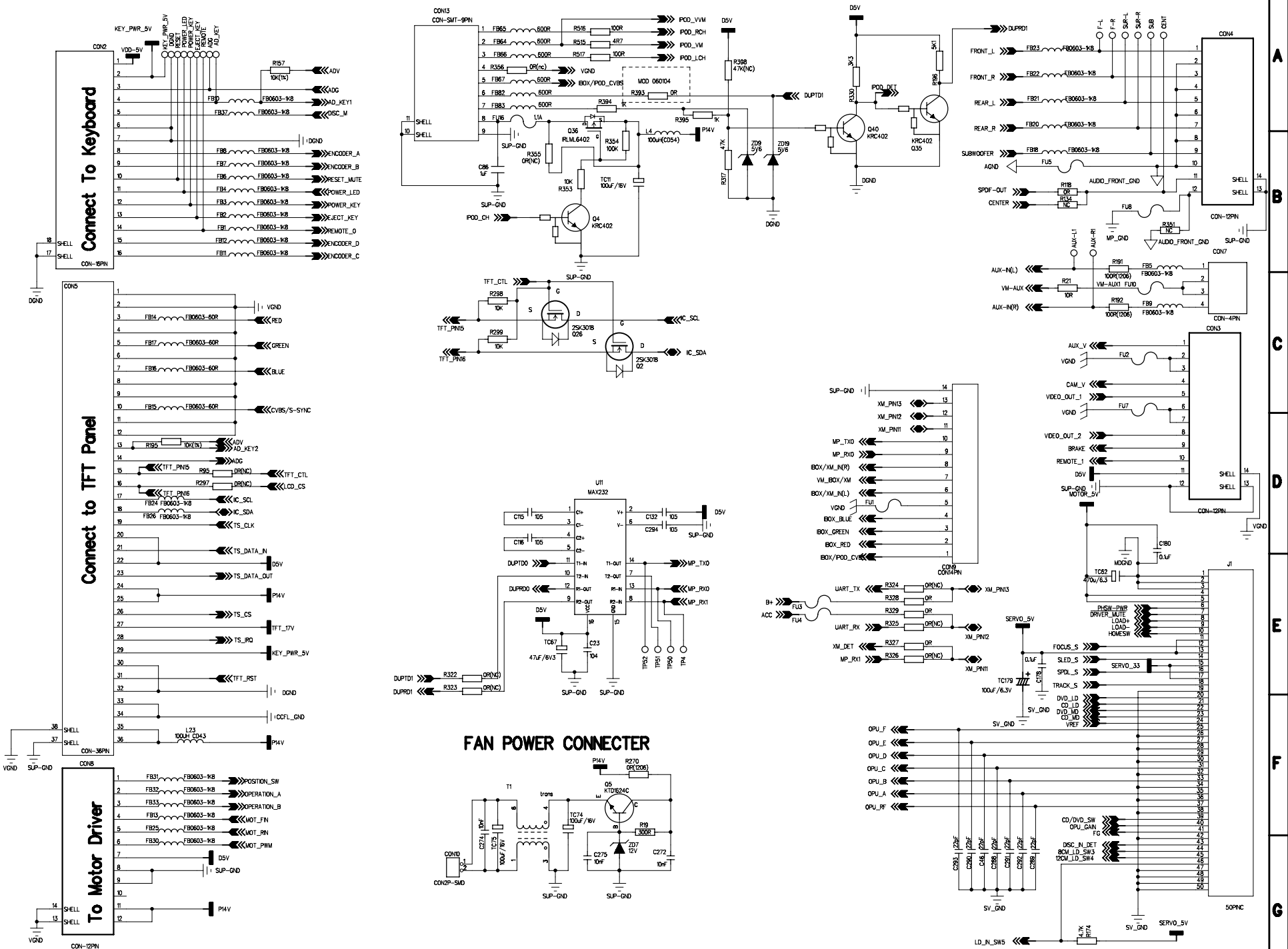
**Designed**

**Checked 1**

**Checked 2**

**Approved**

**DATED:** 3/5/2007



**SKYLINE**

**MODEL NO:**  
SD-971S

**DESCRIPTION:**  
Main Board

**SHEET NUMBER:**  
10 OF 11

**SCH REVISION:**  
VER:02

**PCB REVISION:**  
VER:02

**CODE NO:**  
D-2931-0001-02-00

Designed

Checked 1

Checked 2

Approved

DATED: 3/5/2007

The schematic diagram illustrates the internal circuitry of the SD-971S Main Board. It features a central DSPVCC33 component connected to various memory modules (MEMA001 to MEMA019) and other peripherals. Key components include a servo motor (SERVO\_33), a ZORAN0882 chip (U5), and a TP45 component. The diagram also shows a detailed pinout for the MEMA001 to MEMA019 modules, including signals like MEMA001\_1, MEMA001\_2, etc. The board is populated with numerous capacitors, resistors, and connectors, all meticulously labeled and connected to the main circuitry. The diagram is organized into columns labeled 0 through 9 and rows labeled A through G.

DATED: 3/5/2007

SKYLINE

MODEL NO:  
SD-971S

DESCRIPTION:  
Main Board

SHEET NUMBER:  
11 OF 11

SCH REVISION:  
VER:02

PCB REVISION:  
VER:02

CODE NO:  
D-2931-0001-02-00

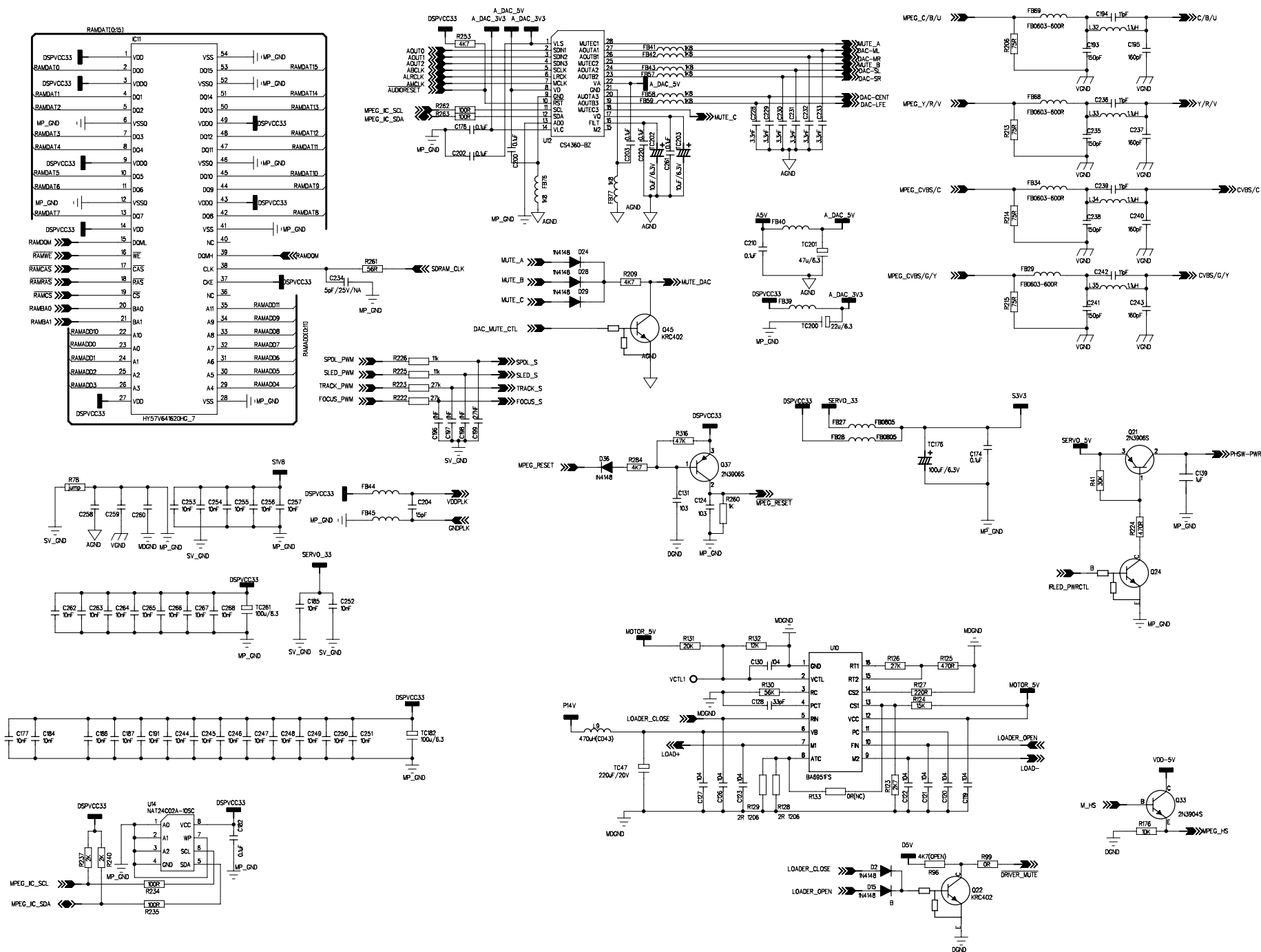
Designed

Checked 1

Checked 2

Approved

DATED: 3/5/2007



0	9	8	7	6	5	4	3	2	1	
<div>skypine</div>	<div>SD-971S/SD-9510-S</div> <div>TFT BOARD</div> <div>Version:02</div> <div>2006.07.05</div>									A
										B
										C
										D
										E
										F
										G
MODEL NO: SD-971S										
DESCRIPTION: TFT DRIVER										
SHEET NUMBER: 1 OF 3										
SCH REVISION: V02										
PCB REVISION: V02										
CODE NO: D-2971-0001-02-00										
Designed										
Checked 1										
Checked 2										
Approved										
DATED: 2006.05.26										

SD-971S/SD-9510-S

TFT BOARD

Version:02

2006.07.05

[illegible][illegible][illegible]

	0	9	8	7	6	5	4	3	2	1	
<div style="writing-mode: vertical-rl; transform: rotate(180deg); font-weight: bold; font-size: 2em;">SKYLINE</div> <p><b>MODEL NO:</b> SD-971S</p> <p><b>DESCRIPTION:</b> TFT DRIVER</p> <p><b>SHEET NUMBER:</b> 2 OF 3</p> <p><b>SCH REVISION:</b> V02</p> <p><b>PCB REVISION:</b> V02</p> <p><b>CODE NO:</b> D-2971-0001-02-00</p> <p>Designed</p> <p>Checked 1</p> <p>Checked 2</p> <p>Approved</p> <p>DATED: 2006-07-05</p>											A
	B										
	C										
	D										
	E										
F											
G											

**SKYLINE**

**MODEL NO:**  
**SD-971S**

**DESCRIPTION:**  
TFT DRIVER

**SHEET NUMBER:**  
2 OF 3

**SCH REVISION:**  
V02

**PCB REVISION:**  
V02

**CODE NO:**  
D-2971-0001-02-00

**Designed**

**Checked 1**

**Checked 2**

**Approved**

**DATED: 2006-07-05**

**MST716A**  
PQFP\_128P

0	9	8	7	6	5	4	3	2	1	
<div> <div>skypine</div> <div>MODEL NO: SD-971S</div> <div>DESCRIPTION: TFT DRIVER</div> <div>SHEET NUMBER: 2 OF 3</div> <div>SCH REVISION: V02</div> <div>PCB REVISION: V02</div> <div>CODE NO: D-2971-0001-02-00</div> <div>Designed</div> <div>Checked 1</div> <div>Checked 2</div> <div>Approved</div> <div>DATED: 2006-07-05</div> </div>										A
										B
										C
										D
										E
									F	
									G	

[illegible][illegible]

	0	9	8	7	6	5	4	3	2	1	A
											B
											C
											D
											E
											F
											G
											H
											I
											J
											K
											L
											M
											N
											O
											P
											Q
											R
											S
											T
											U
											V
											W
											X
											Y
											Z
											a
											b
											c
											d
											e
											f
											g
											h
											i
											j
											k
											l
											m
											n
											o
											p
											q
											r
											s
											t
											u
											v
											w
											x
											y
											z
											aa
											ab
											ac
											ad
											ae
											af
											ag
											ah
											ai
											aj
											ak
											al
											am
											an
											ao
											ap
											aq
											ar
											as
											at
											au

[illegible][illegible]

# SKYLINE

MODEL NO:

SD-971S

DESCRIPTION:

TFT DRIVER

SHEET NUMBER:

3 OF 3

SCH REVISION:

V02

PCB REVISION:

V02

CODE NO:

D-2971-0001-02-00

Designed

Checked 1

Checked 2

Approved

DATED: 2006-07-05

